

# 4PRm Submersible Pump



## Applications

For water supply from wells or reservoirs.  
 For domestic use for civil and industrial applications.  
 For garden use and irrigation.

## Operating conditions

Maximum fluid temperature : +35°C.  
 Maximum sand content : 3%.  
 Maximum immersion : 120m.  
 Minimum well diameter : 4".

## Motor and pump

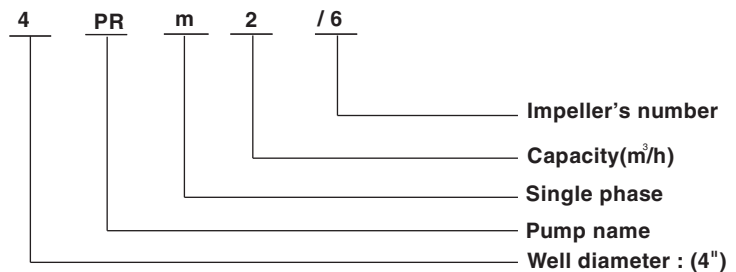
Rewindable motor  
 Three-phase: 350V-415V/50Hz  
 Single-phase: 150V-240V/50Hz  
 Equip with start - up control box  
 NEMA dimension standards

## Internal diameter of outlet

1".25 1.5" 2"

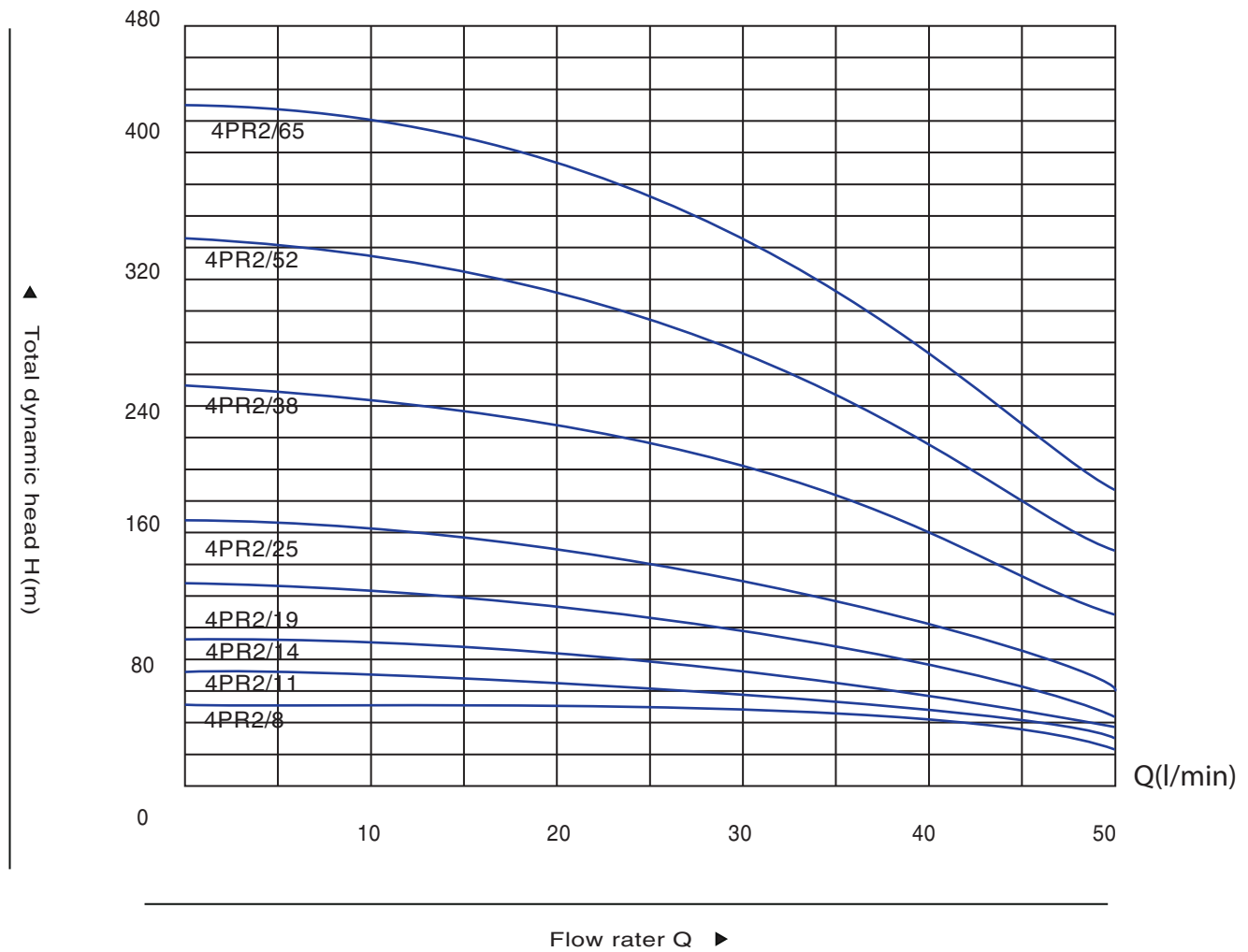
## Warranty: 1 year

(According to our general sales conditions).



| COMPONENTS         | MATERIAL            |
|--------------------|---------------------|
| Pump casing        | AISI 304PR/201PR    |
| Outlet             | Cast - Cu           |
| Inlet              | Cast - Cu           |
| Strainer           | AISI 304PR          |
| Diffuser           | PC                  |
| Impeller           | POM                 |
| Pump shaft         | AISI 304PR/201PR    |
| shaft couplin      | AISI 304PR/201PR    |
| Motor casing       | AISI 304PR/201PR    |
| Mechanical seal    | Graphite-ceramic/TC |
| Top chock          | Cast-Cu/Cast-iron   |
| Motor shaft        | AISI 304PR          |
| Bearing            | NSK/C&U             |
| Seal lubricant oil | 10# White Oil       |

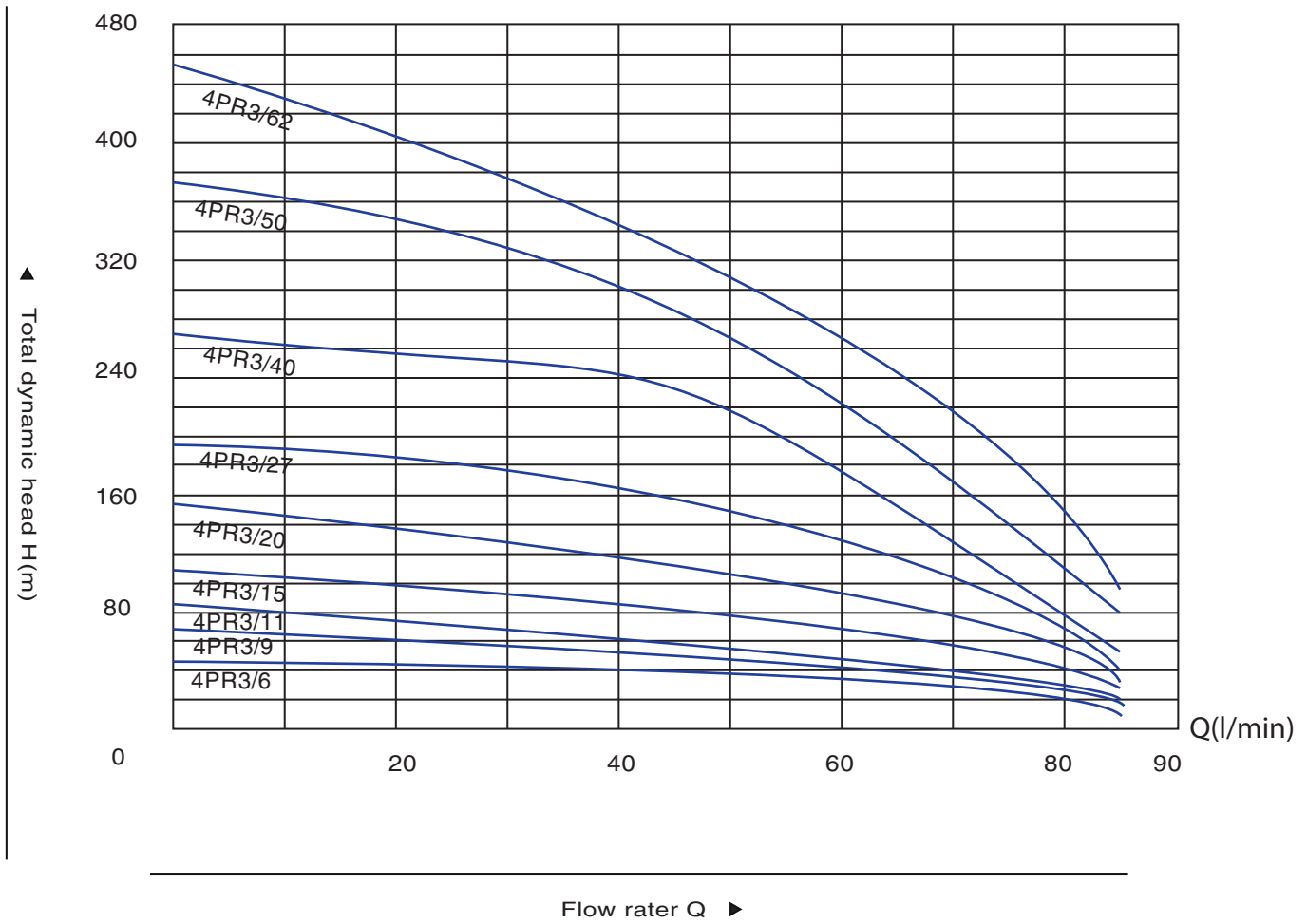
# 4PR2 Strong Anti-sand Series



## PERFORMANCE TABLE:

| Type            |                 | Motor power |      | Delivery N ≈ 2850 r/min |     |     |     |     |     |     |     |     |     |     |     |  |
|-----------------|-----------------|-------------|------|-------------------------|-----|-----|-----|-----|-----|-----|-----|-----|-----|-----|-----|--|
| 1~<br>220V-240V | 3~<br>380V-415V | KW          | HP   | Q                       | 0   | 0.3 | 0.6 | 0.9 | 1.2 | 1.5 | 1.8 | 2.1 | 2.4 | 2.7 | 3.0 |  |
|                 |                 |             |      | $\frac{m^3}{h}$         | 0   | 5   | 10  | 15  | 20  | 25  | 30  | 35  | 40  | 45  | 50  |  |
|                 |                 |             |      | $\frac{l}{min}$         | 0   | 5   | 10  | 15  | 20  | 25  | 30  | 35  | 40  | 45  | 50  |  |
| 4PRm2/8         | 4PR2/8          | 0.37        | 0.5  | H(m)                    | 53  | 52  | 51  | 51  | 48  | 46  | 42  | 38  | 34  | 28  | 23  |  |
| 4PRm2/11        | 4PR2/11         | 0.55        | 0.75 |                         | 75  | 72  | 70  | 70  | 67  | 63  | 58  | 52  | 46  | 39  | 31  |  |
| 4PRm2/14        | 4PR2/14         | 0.75        | 1.0  |                         | 93  | 92  | 90  | 89  | 85  | 80  | 74  | 67  | 59  | 50  | 40  |  |
| 4PRm2/19        | 4PR2/19         | 1.1         | 1.5  |                         | 126 | 124 | 122 | 120 | 115 | 109 | 100 | 90  | 80  | 67  | 54  |  |
| 4PRm2/25        | 4PR2/25         | 1.5         | 2.0  |                         | 166 | 164 | 160 | 158 | 151 | 143 | 132 | 119 | 105 | 89  | 71  |  |
| 4PRm2/38        | 4PR2/38         | 2.2         | 3.0  |                         | 252 | 249 | 243 | 240 | 230 | 218 | 201 | 181 | 160 | 135 | 108 |  |
| -----           | 4PR2/52         | 3.0         | 4.0  |                         | 345 | 341 | 333 | 329 | 315 | 298 | 275 | 248 | 218 | 184 | 148 |  |
| -----           | 4PR=2/65        | 4.0         | 5.5  |                         | 431 | 426 | 416 | 411 | 393 | 373 | 343 | 309 | 273 | 230 | 185 |  |

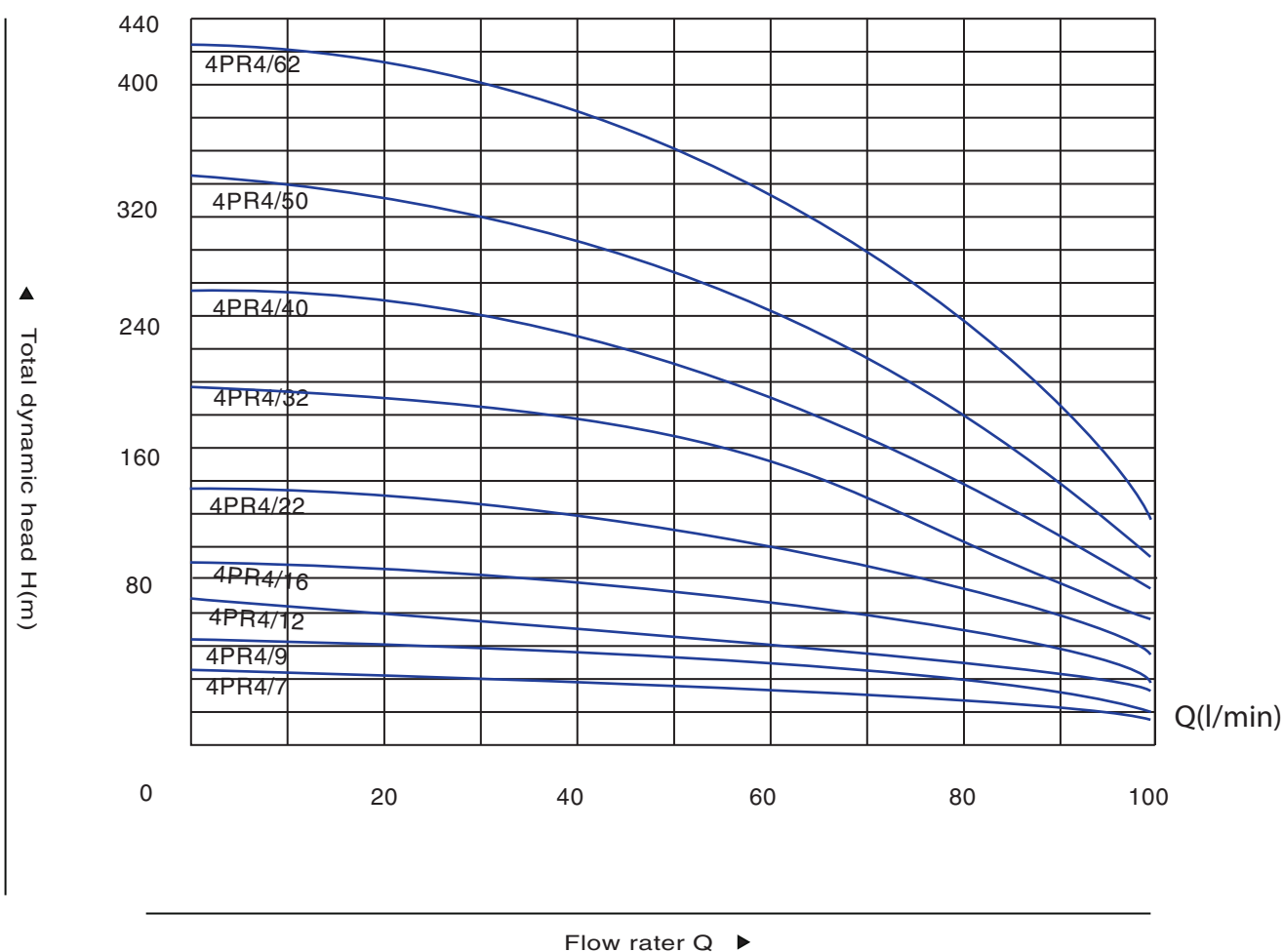
# 4PR3 Strong Anti-sand Series



**PERFORMANCE TABLE:**

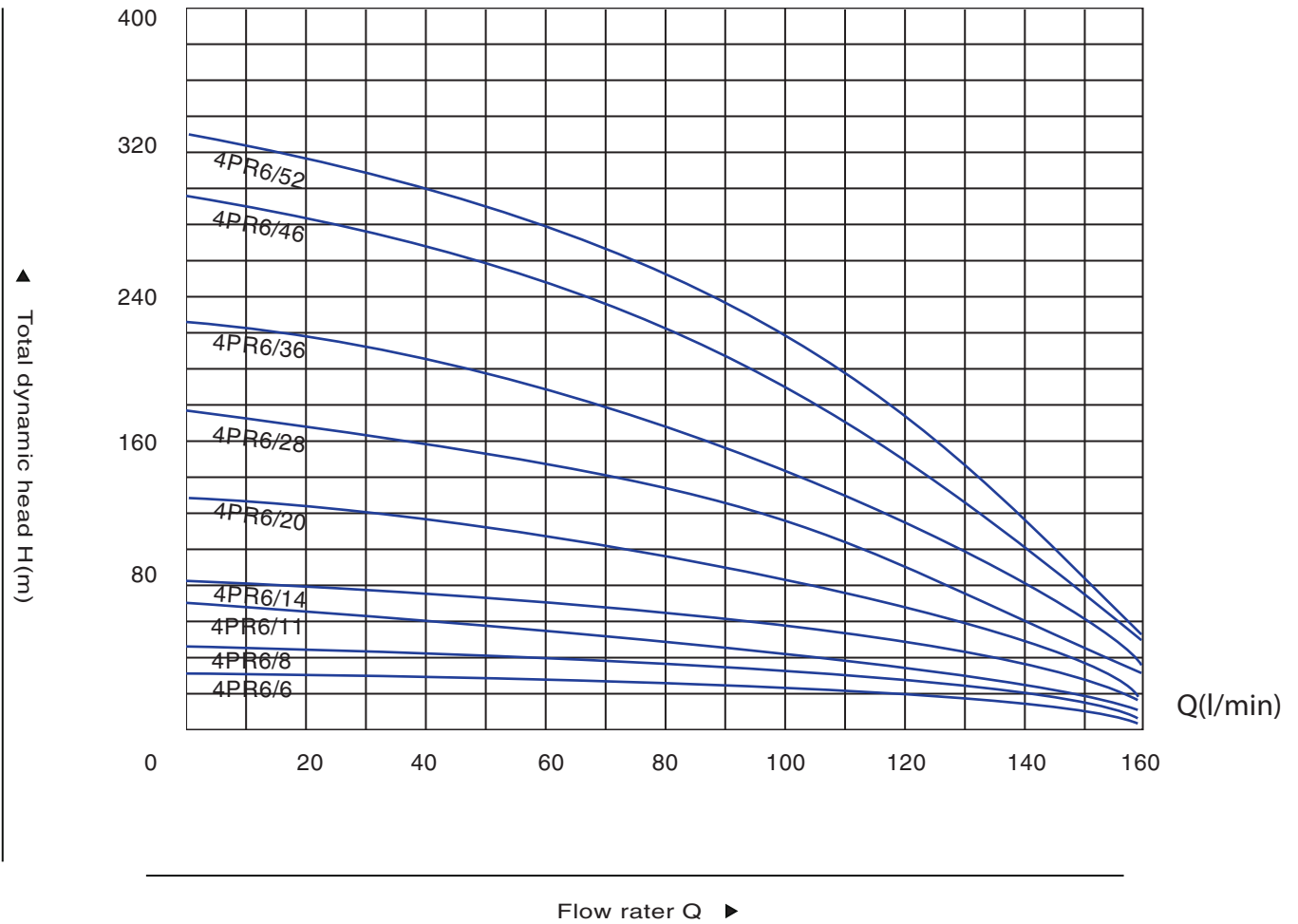
| Type            |                 | Motor power |      | Delivery N ≈ 2850 r/min |                   |     |     |     |     |     |     |     |     |     |     |
|-----------------|-----------------|-------------|------|-------------------------|-------------------|-----|-----|-----|-----|-----|-----|-----|-----|-----|-----|
| 1~<br>220V-240V | 3~<br>380V-415V | KW          | HP   | Q                       | m <sup>3</sup> /h | 0   | 0.6 | 1.2 | 1.8 | 2.4 | 3.0 | 3.6 | 4.2 | 4.8 | 5.4 |
|                 |                 |             |      |                         | l/min             | 0   | 10  | 20  | 30  | 40  | 50  | 60  | 70  | 80  | 90  |
| 4PRm3/6         | 4PR3/6          | 0.37        | 0.5  | H(m)                    | 44                | 43  | 41  | 39  | 36  | 32  | 27  | 21  | 15  | 9   |     |
| 4PRm3/9         | 4PR3/9          | 0.55        | 0.75 |                         | 65                | 64  | 62  | 59  | 54  | 48  | 41  | 32  | 23  | 13  |     |
| 4PRm3/11        | 4PR3/11         | 0.75        | 1.0  |                         | 80                | 79  | 76  | 72  | 66  | 59  | 50  | 39  | 28  | 16  |     |
| 4PRm3/15        | 4PR3/15         | 1.1         | 1.5  |                         | 109               | 107 | 104 | 98  | 90  | 81  | 68  | 53  | 39  | 22  |     |
| 4PRm3/20        | 4PR3/20         | 1.5         | 2.0  |                         | 145               | 143 | 138 | 130 | 120 | 108 | 90  | 70  | 52  | 29  |     |
| 4PRm3/27        | 4PR3/27         | 2.2         | 3.0  |                         | 196               | 193 | 186 | 176 | 162 | 145 | 122 | 95  | 70  | 39  |     |
| -----           | 4PR3/40         | 3.0         | 4.0  |                         | 290               | 286 | 276 | 260 | 240 | 215 | 180 | 140 | 103 | 58  |     |
| -----           | 4PR3/50         | 4.0         | 5.5  |                         | 363               | 358 | 345 | 325 | 300 | 269 | 225 | 175 | 129 | 72  |     |
| -----           | 4PR3/62         | 5.5         | 7.5  |                         | 450               | 443 | 428 | 403 | 372 | 334 | 279 | 217 | 160 | 89  |     |

# 4PR4 Strong Anti-sand Series



## PERFORMANCE TABLE:

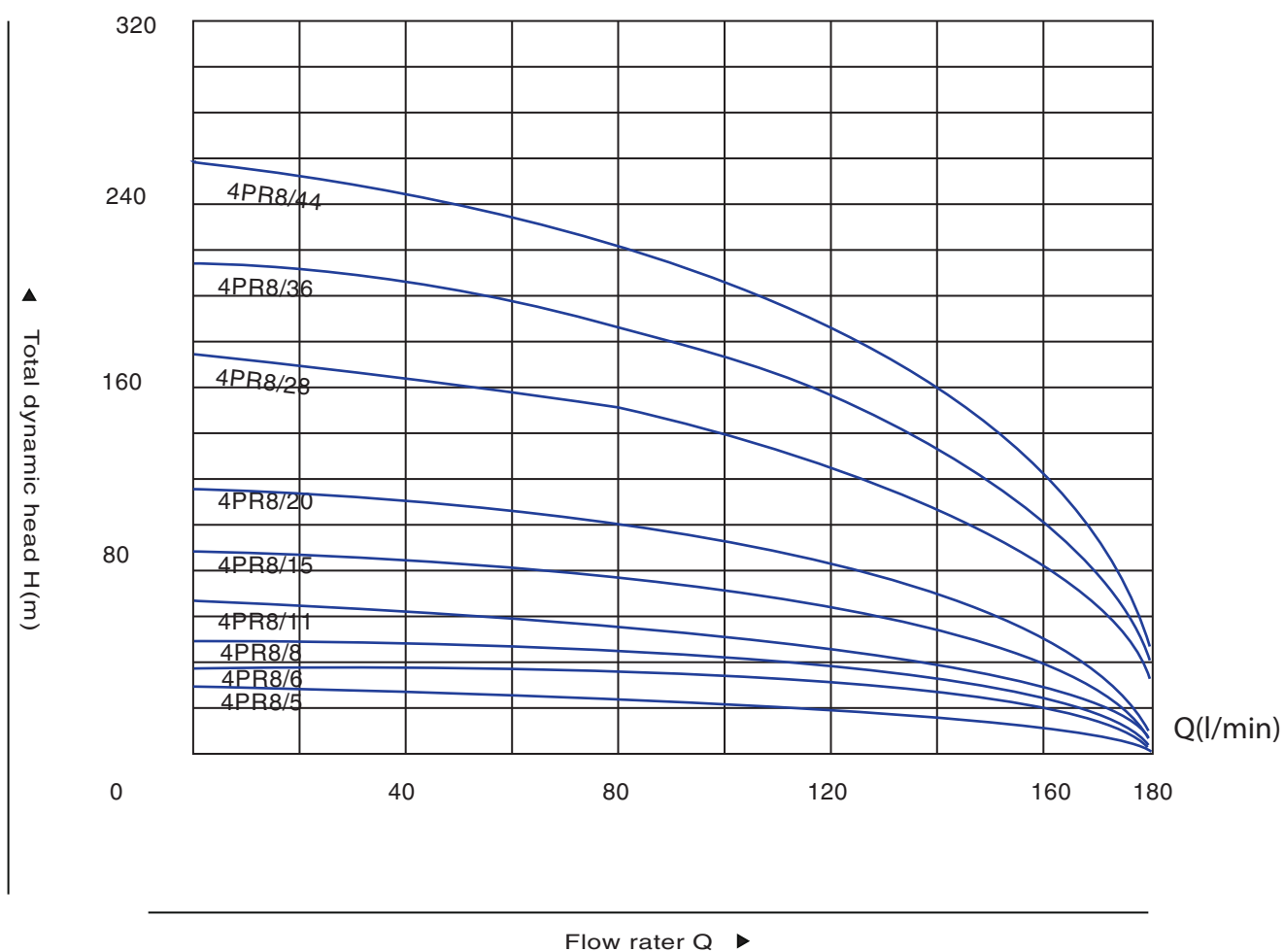
| Type            |                 | Motor power |      | Delivery N ≈ 2850 r/min    |     |     |     |     |     |     |     |     |     |     |     |  |
|-----------------|-----------------|-------------|------|----------------------------|-----|-----|-----|-----|-----|-----|-----|-----|-----|-----|-----|--|
| 1~<br>220V-240V | 3~<br>380V-415V | KW          | HP   | Q                          | 0   | 0.6 | 1.2 | 1.8 | 2.4 | 3.0 | 3.6 | 4.2 | 4.8 | 5.4 | 6.0 |  |
|                 |                 |             |      | m <sup>3</sup> /h<br>l/min | 0   | 10  | 20  | 30  | 40  | 50  | 60  | 70  | 80  | 90  | 100 |  |
| 4PRm4/7         | 4PR4/7          | 0.55        | 0.75 | H(m)                       | 48  | 48  | 46  | 45  | 43  | 41  | 38  | 33  | 27  | 22  | 16  |  |
| 4PRm4/9         | 4PR4/9          | 0.75        | 1.0  |                            | 62  | 61  | 59  | 58  | 55  | 53  | 49  | 43  | 35  | 28  | 20  |  |
| 4PRm4/12        | 4PR4/12         | 1.1         | 1.5  |                            | 83  | 81  | 79  | 78  | 73  | 71  | 65  | 57  | 46  | 37  | 27  |  |
| 4PRm4/16        | 4PR4/16         | 1.5         | 2.0  |                            | 110 | 109 | 105 | 104 | 98  | 94  | 86  | 75  | 62  | 49  | 36  |  |
| 4PRm4/22        | 4PR4/22         | 2.2         | 3.0  |                            | 151 | 149 | 144 | 143 | 134 | 130 | 119 | 104 | 85  | 68  | 49  |  |
| -----           | 4PR4/32         | 3.0         | 4.0  |                            | 220 | 217 | 210 | 208 | 195 | 189 | 173 | 151 | 124 | 99  | 71  |  |
| -----           | 4PR4/40         | 4.0         | 5.5  |                            | 275 | 272 | 262 | 260 | 244 | 236 | 216 | 189 | 154 | 124 | 89  |  |
| -----           | 4PR4/50         | 5.5         | 7.5  |                            | 344 | 340 | 328 | 325 | 305 | 295 | 270 | 237 | 193 | 155 | 111 |  |
| -----           | 4PR4/62         | 7.5         | 10   |                            | 427 | 421 | 406 | 402 | 382 | 366 | 335 | 298 | 249 | 192 | 138 |  |



### PERFORMANCE TABLE:

| Type            |                 | Motor power |      | Delivery N ≈ 2850 r/min |                            |     |     |     |     |     |     |     |     |  |
|-----------------|-----------------|-------------|------|-------------------------|----------------------------|-----|-----|-----|-----|-----|-----|-----|-----|--|
| 1~<br>220V-240V | 3~<br>380V-415V | KW          | HP   | Q                       | m <sup>3</sup> /h<br>l/min |     |     |     |     |     |     |     |     |  |
|                 |                 |             |      |                         | 0                          | 1.2 | 2.4 | 3.6 | 4.8 | 6.0 | 7.2 | 8.4 | 9.6 |  |
| 4PRm6/6         | 4PR6/6          | 0.55        | 0.75 | H(m)                    | 0                          | 20  | 40  | 60  | 80  | 100 | 120 | 140 | 160 |  |
| 4PRm6/8         | 4PR6/8          | 0.75        | 1.0  |                         | 38                         | 36  | 34  | 32  | 29  | 25  | 20  | 13  | 6   |  |
| 4PRm6/11        | 4PR6/11         | 1.1         | 1.5  |                         | 50                         | 48  | 45  | 43  | 39  | 34  | 26  | 17  | 8   |  |
| 4PRm6/14        | 4PR6/14         | 1.5         | 2.0  |                         | 69                         | 66  | 62  | 59  | 54  | 46  | 36  | 23  | 10  |  |
| 4PRm6/20        | 4PR6/20         | 2.2         | 3.0  |                         | 88                         | 85  | 78  | 75  | 68  | 59  | 46  | 30  | 13  |  |
| -----           | 4PR6/28         | 3.0         | 4.0  |                         | 126                        | 121 | 112 | 107 | 98  | 84  | 65  | 43  | 19  |  |
| -----           | 4PR6/36         | 4.0         | 5.5  |                         | 177                        | 169 | 157 | 150 | 137 | 118 | 92  | 60  | 26  |  |
| -----           | 4PR6/46         | 5.5         | 7.5  |                         | 227                        | 218 | 202 | 192 | 176 | 152 | 118 | 77  | 34  |  |
| -----           | 4PR6/52         | 7.5         | 10   |                         | 290                        | 278 | 258 | 246 | 225 | 194 | 151 | 98  | 43  |  |
|                 |                 |             |      |                         | 328                        | 314 | 291 | 278 | 254 | 219 | 170 | 111 | 49  |  |

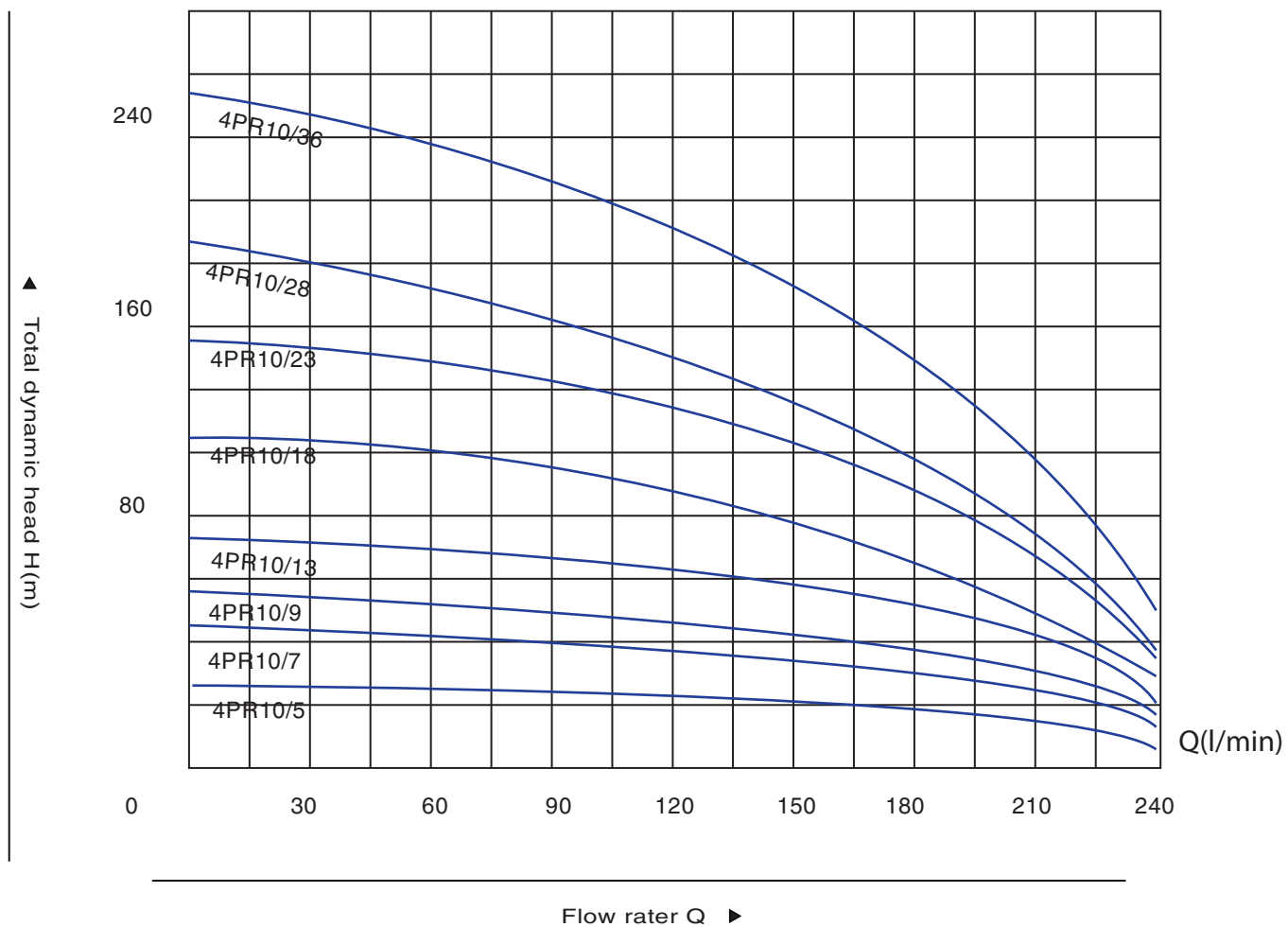
# 4PR8 Strong Anti-sand Series



## PERFORMANCE TABLE:

| Type            |                 | Motor power |      | Delivery N ≈ 2850 r/min         |     |     |     |     |     |     |     |     |     |      |
|-----------------|-----------------|-------------|------|---------------------------------|-----|-----|-----|-----|-----|-----|-----|-----|-----|------|
| 1~<br>220V-240V | 3~<br>380V-415V | KW          | HP   | Q<br>m <sup>3</sup> /h<br>l/min | 0   | 1.2 | 2.4 | 3.6 | 4.8 | 6.0 | 7.2 | 8.4 | 9.6 | 10.8 |
|                 |                 |             |      |                                 | 0   | 20  | 40  | 60  | 80  | 100 | 120 | 140 | 160 | 180  |
| 4PRm8/5         | 4PR8/5          | 0.55        | 0.75 | H(m)                            | 29  | 28  | 27  | 26  | 25  | 23  | 20  | 17  | 13  | 3    |
| 4PRm8/6         | 4PR8/6          | 0.75        | 1.0  |                                 | 35  | 34  | 33  | 31  | 29  | 27  | 24  | 21  | 15  | 3    |
| 4PRm8/8         | 4PR8/8          | 1.1         | 1.5  |                                 | 46  | 45  | 44  | 41  | 39  | 36  | 32  | 27  | 21  | 4    |
| 4PRm8/11        | 4PR8/11         | 1.5         | 2.0  |                                 | 64  | 62  | 60  | 57  | 54  | 50  | 45  | 38  | 28  | 6    |
| 4PRm8/15        | 4PR8/15         | 2.2         | 3.0  |                                 | 87  | 84  | 82  | 78  | 74  | 68  | 61  | 51  | 39  | 8    |
| -----           | 4PR8/20         | 3.0         | 4.0  |                                 | 116 | 113 | 109 | 103 | 98  | 91  | 81  | 69  | 52  | 10   |
| -----           | 4PR8/28         | 4.0         | 5.5  |                                 | 162 | 158 | 153 | 145 | 137 | 127 | 114 | 96  | 72  | 14   |
| -----           | 4PR8/36         | 5.5         | 7.5  |                                 | 209 | 203 | 196 | 186 | 177 | 163 | 146 | 123 | 93  | 18   |
| -----           | 4PR8/44         | 7.5         | 10   |                                 | 255 | 248 | 240 | 227 | 216 | 200 | 179 | 151 | 114 | 22   |

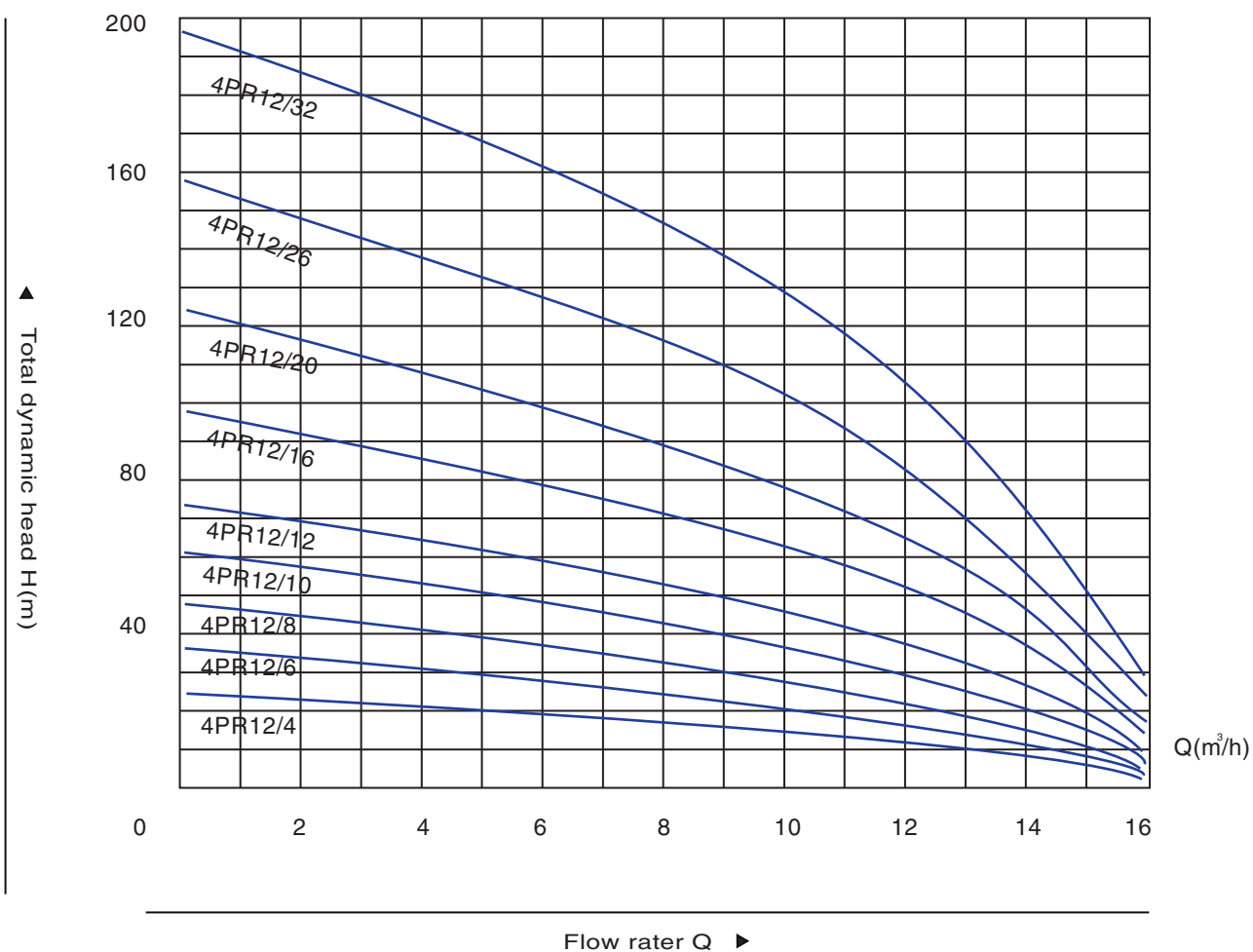
# 4PR10 Strong Anti-sand Series



### PERFORMANCE TABLE:

| Type            |                 | Motor power |      | Delivery N ≈ 2850 r/min |     |     |     |     |     |     |      |      |      |
|-----------------|-----------------|-------------|------|-------------------------|-----|-----|-----|-----|-----|-----|------|------|------|
| 1~<br>220V-240V | 3~<br>380V-415V | KW          | HP   | Q                       | 0   | 1.8 | 3.6 | 5.4 | 7.2 | 9.0 | 10.8 | 12.6 | 14.4 |
|                 |                 |             |      | $\frac{m^3}{h}$         | 0   | 30  | 60  | 90  | 120 | 150 | 180  | 210  | 240  |
|                 |                 |             |      | $\frac{l}{min}$         |     |     |     |     |     |     |      |      |      |
| 4PRm10/5        | 4PR10/5         | 0.75        | 1.0  | H(m)                    | 30  | 30  | 28  | 26  | 24  | 21  | 16   | 13   | 7    |
| 4PRm10/7        | 4PR10/7         | 1.1         | 1.5  |                         | 42  | 41  | 39  | 37  | 34  | 29  | 22   | 17   | 10   |
| 4PRm10/9        | 4PR10/9         | 1.5         | 2.0  |                         | 55  | 53  | 50  | 47  | 43  | 37  | 28   | 22   | 13   |
| 4PRm10/13       | 4PR10/13        | 2.2         | 3.0  |                         | 79  | 77  | 72  | 68  | 63  | 54  | 41   | 37   | 19   |
| -----           | 4PR10/18        | 3.0         | 4.0  |                         | 109 | 107 | 100 | 94  | 87  | 75  | 57   | 51   | 26   |
| -----           | 4PR10/23        | 4.0         | 5.5  |                         | 139 | 136 | 127 | 121 | 111 | 95  | 72   | 59   | 33   |
| -----           | 4PR10/28        | 5.5         | 7.5  |                         | 170 | 166 | 155 | 147 | 135 | 116 | 88   | 68   | 40   |
| -----           | 4PR10/36        | 7.5         | 10.0 |                         | 218 | 213 | 199 | 189 | 174 | 149 | 113  | 82   | 52   |

# 4PR12 Strong Anti-sand Series

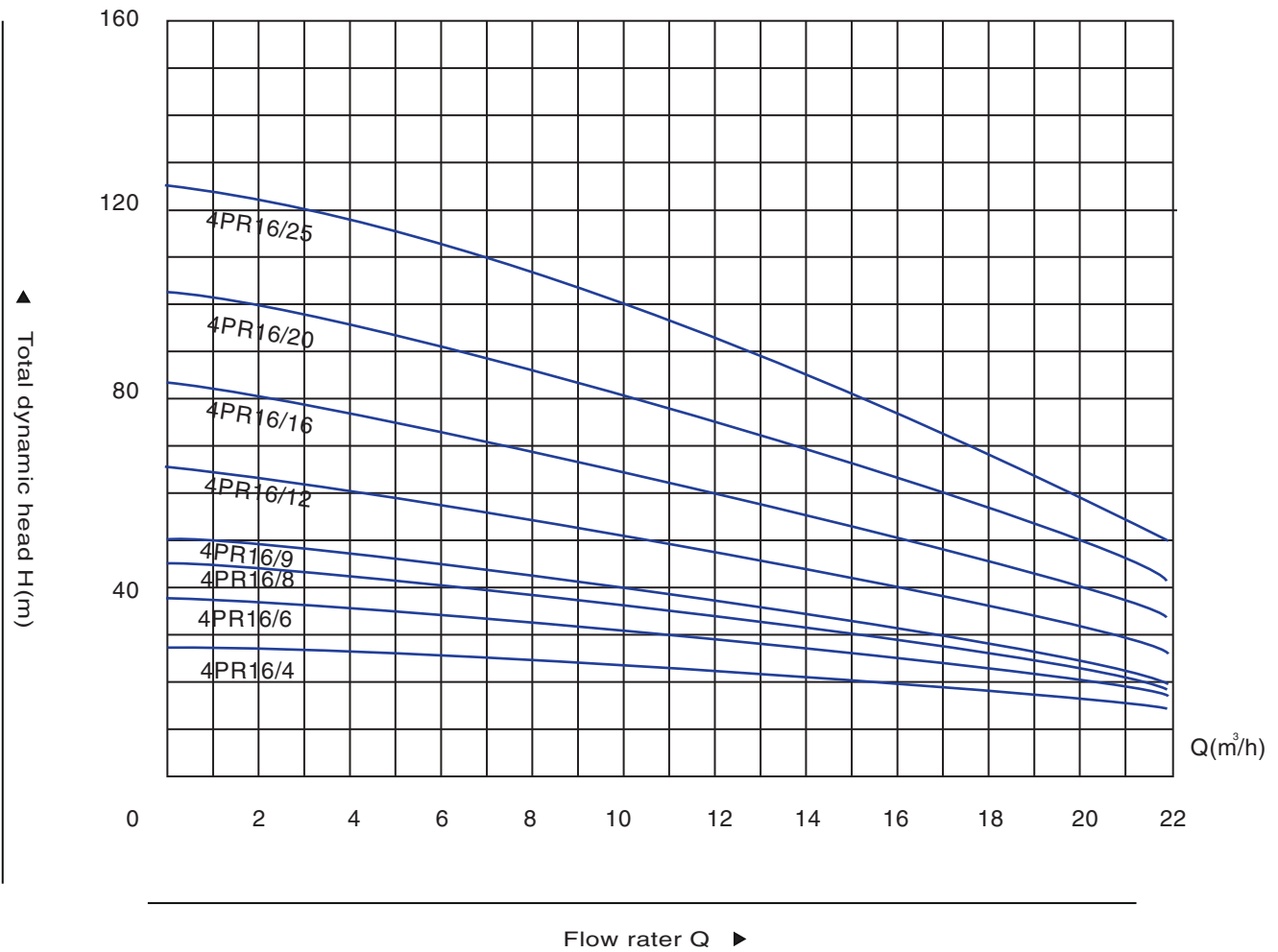


## PERFORMANCE TABLE:

| Type            |                 | Motor power |     | Delivery N ≈ 2850 r/min |     |     |     |     |     |     |     |     |     |  |
|-----------------|-----------------|-------------|-----|-------------------------|-----|-----|-----|-----|-----|-----|-----|-----|-----|--|
| 1~<br>220V-240V | 3~<br>380V-415V | KW          | HP  | Q<br>m³/h<br>l/min      | 0   | 2   | 4   | 6   | 8   | 10  | 12  | 14  | 16  |  |
|                 |                 |             |     |                         | 0   | 33  | 67  | 100 | 133 | 167 | 200 | 223 | 267 |  |
| 4PRm12/4        | 4PR12/4         | 0.75        | 1.0 | H(m)                    | 24  | 23  | 21  | 19  | 16  | 14  | 10  | 6   | 2   |  |
| 4PRm12/6        | 4PR12/6         | 1.1         | 1.5 |                         | 36  | 34  | 32  | 29  | 26  | 22  | 17  | 11  | 3   |  |
| 4PRm12/8        | 4PR12/8         | 1.5         | 2.0 |                         | 49  | 46  | 43  | 40  | 36  | 30  | 24  | 16  | 5   |  |
| 4PRm12/10       | 4PR12/10        | 1.8         | 2.5 |                         | 61  | 58  | 53  | 49  | 44  | 38  | 30  | 20  | 6   |  |
| 4PRm12/12       | 4PR12/12        | 2.2         | 3.0 |                         | 73  | 70  | 65  | 58  | 53  | 45  | 36  | 24  | 8   |  |
| -----           | 4PR12/16        | 3.0         | 4.0 |                         | 98  | 93  | 86  | 80  | 71  | 62  | 51  | 36  | 13  |  |
| -----           | 4PR12/20        | 4.0         | 5.5 |                         | 123 | 116 | 108 | 100 | 89  | 78  | 64  | 45  | 16  |  |
| -----           | 4PR12/26        | 5.5         | 7.5 |                         | 159 | 151 | 140 | 130 | 115 | 101 | 83  | 59  | 21  |  |
| -----           | 4PR12/32        | 7.5         | 10  |                         | 196 | 186 | 172 | 160 | 142 | 124 | 102 | 72  | 26  |  |







### PERFORMANCE TABLE:

| Type            |                 | Motor power |     | Delivery N ≈ 2850 r/min         |     |     |     |     |     |     |     |     |     |     |  |
|-----------------|-----------------|-------------|-----|---------------------------------|-----|-----|-----|-----|-----|-----|-----|-----|-----|-----|--|
| 1~<br>220V-240V | 3~<br>380V-415V | KW          | HP  | Q<br>m <sup>3</sup> /h<br>l/min | 0   | 4   | 6   | 10  | 12  | 14  | 16  | 18  | 20  | 22  |  |
|                 |                 |             |     |                                 | 0   | 67  | 100 | 165 | 200 | 230 | 265 | 300 | 335 | 360 |  |
| 4PRm16/4        | 4PR16/4         | 1.1         | 1.5 | H(m)                            | 22  | 21  | 20  | 17  | 15  | 14  | 12  | 10  | 8   | 6   |  |
| 4PRm16/6        | 4PR16/6         | 1.5         | 2.0 |                                 | 34  | 31  | 30  | 26  | 24  | 22  | 19  | 17  | 14  | 10  |  |
| 4PRm16/8        | 4PR16/8         | 1.8         | 2.5 |                                 | 43  | 39  | 37  | 32  | 30  | 26  | 23  | 20  | 16  | 11  |  |
| -----           | 4PR16/9         | 2.2         | 3.0 |                                 | 49  | 45  | 42  | 36  | 34  | 30  | 27  | 23  | 19  | 13  |  |
| -----           | 4PR16/12        | 3.0         | 4.0 |                                 | 67  | 61  | 58  | 50  | 46  | 41  | 38  | 32  | 27  | 20  |  |
| -----           | 4PR16/16        | 4.0         | 5.5 |                                 | 88  | 81  | 77  | 67  | 62  | 56  | 51  | 44  | 37  | 29  |  |
| -----           | 4PR16/20        | 5.5         | 7.5 |                                 | 111 | 104 | 98  | 85  | 78  | 72  | 65  | 56  | 48  | 38  |  |
| -----           | 4PR16/25        | 7.5         | 10  |                                 | 139 | 130 | 123 | 106 | 98  | 90  | 81  | 70  | 60  | 48  |  |